


# BLAZING FAST FITTINGS™



**Slips easily into pipe!  
No tools, clamps or extra fittings.**

- Max Operating Pressure: 80 PSI for #80 pipe; 100 PSI for #100 pipe; 160 PSI for #160 pipe
- Suggested Operating Pressure: 10-80 PSI
- Body Material: ABS
- Lock Ring Material: Proprietary
- O-Ring Material: EPDM

## Blazing™ 1" Clamless Poly Fittings

SKU#	Size	Selling Unit
BLZ1401-010	1" x 1" x 1" Insert Tee	Bag of 25
BLZ1401-129	1" x 1" x Swing Pipe Barb Tee	Bag of 25
BLZ1402-130	1" x 1" x 1/2" FPT Tee	Bag of 25
BLZ1406-010	1" x 1" Insert Elbow	Bag of 25
BLZ1407-130	1" x 1/2" FPT Insert Elbow	Bag of 25
BLZ1429-010	1" x 1" Insert Coupler	Bag of 25
BLZ1429-129	1" x Swing Pipe Barb End of Line	Bag of 25
BLZ1429-130	1" Poly Insert x 17mm Drip Pipe Fitting	Bag of 25
BLZ1436-010	1" x 1" MPT Insert Male Adapter	Bag of 25
BLZPSC-010	1" x 1" Insert Poly Stretch Coupler	Bag of 5
EL1009	1" x Swing Pipe Barb End of Line	Bag of 25
SBDC1	Spiral Barb x 17mm Drip Coupling	Bag of 25



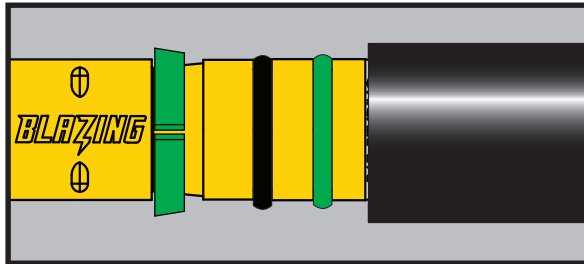
- **FOR USE ON ALL MANUFACTURERS' NSF #80, #100, OR #160 POLY PIPE**
- **SUGGESTED OPERATING PRESSURE: 10-80 PSI**
- **BURST PRESSURE: EXCEEDS 400 PSI**  
This product is not intended to be used on Main Lines or under constant pressure.
- **FLOW RATES ARE COMPARABLE TO TRADITIONAL INSERT FITTINGS**
- **FRICTION LOSS IS COMPARABLE TO TRADITIONAL INSERT FITTINGS**
- **MADE OF HIGH IMPACT ABS**

Contains no metal or chloride like other fittings on the market, making them the most eco-friendly fittings on the market.

## Blazing Fast Fittings


Wipe any excess dirt/debris from fitting.

1. Slip fitting onto pipe.
2. Push pipe over green lock ring.
3. Push pipe to pipe stops.




### 1. Slip Fitting Into Pipe


Pipe cut must be straight so that the pipe can hit the Pipe Stops and also fully cover the Lock Ring.



### 2. Push Pipe Over Lock Ring



### 3. Push Pipe to Pipe Stops



**Incorrect! Pipe must be cut straight to cover lock ring.**